




Missouri Valley Community Action Agency



2022 - 2023
Funding and Expenditures
Annual Report

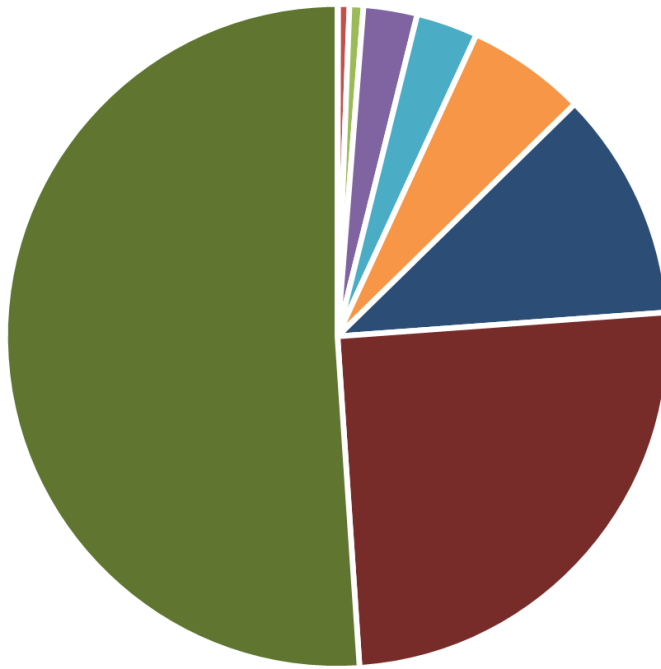
1415 S. Odell, Marshall, MO 65340

Telephone: 660-886-7476 Fax: 660-886-3398

Email: info@mvcaa.net Web: <https://mvcaa.net>

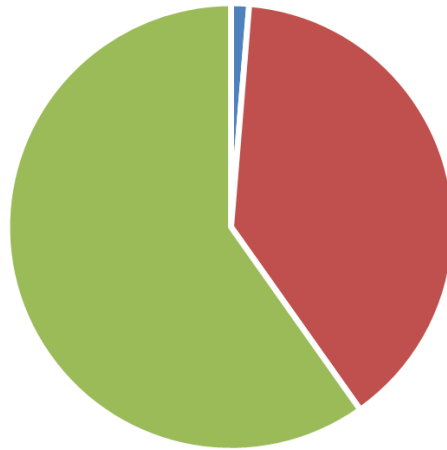
Serving Carroll, Chariton, Johnson, Lafayette, Pettis, Ray, and Saline Counties since 1965

Federal Funding - \$11,738,500



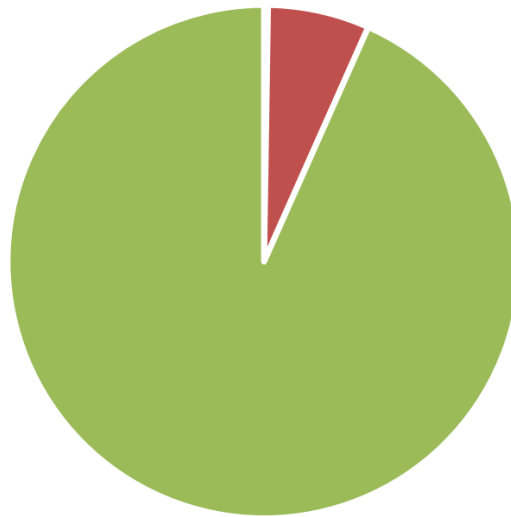
- \$3,576 - CHDO
- \$64,061 - LIHWAP - U.S. Dept. of Health & Human Services
- \$79,515 - Missouri Community Action Network - SkillUP
- \$307,290 - Child and Adult Care Food Program - U.S. Dept. of Agriculture
- \$352,255 - Weatherization - Dept. of Energy
- \$680,362 - Community Service Block Grant - U.S. Dept. of Health & Human Services
- \$1,311,813 - Section 8 Housing Choice Vouchers - U.S. Dept. of Housing & Urban Dev.
- \$2,945,841 - LIHEAP - U.S. Dept. of Health & Human Services
- \$5,993,787 - Head Start - U.S. Dept. of Health & Human Services

State Funding - \$982,826



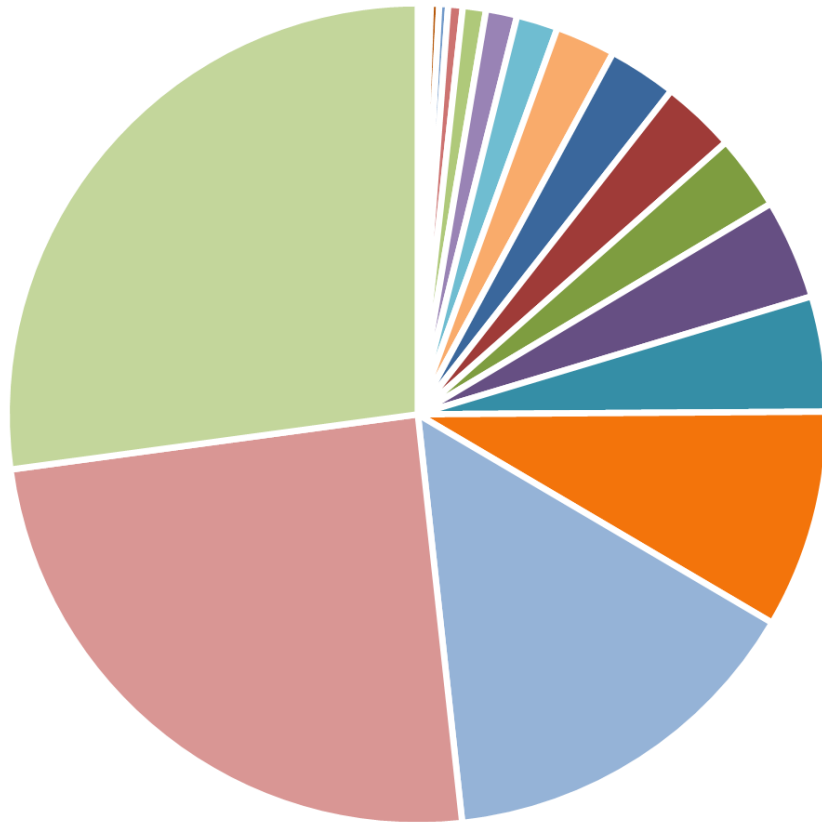
- \$12,716 - Missouri Housing Development Commission
- \$382,450 - Missouri DESE Office of Childhood
- \$587,660 - Early Head State - State of Missouri

Admin Program - \$13,185,659



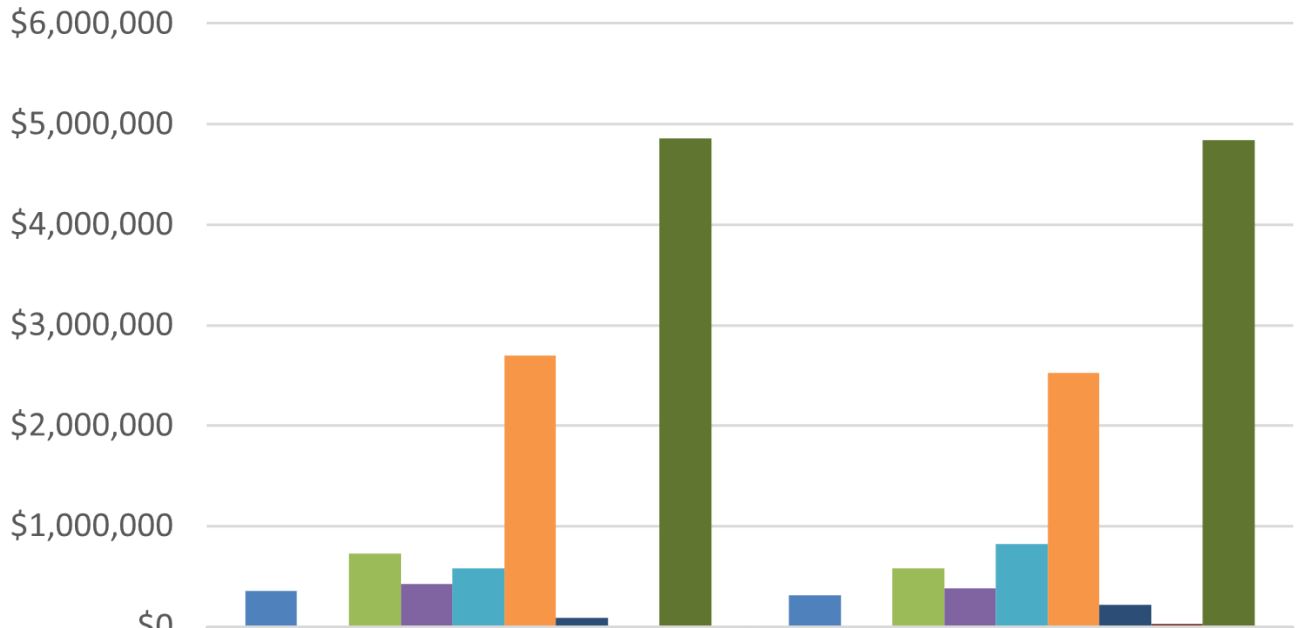
- \$32,577 - Fundraising
- \$845,987 - Management and General
- \$12,307,096 - Program Services

Donated Local Funds - \$203,453



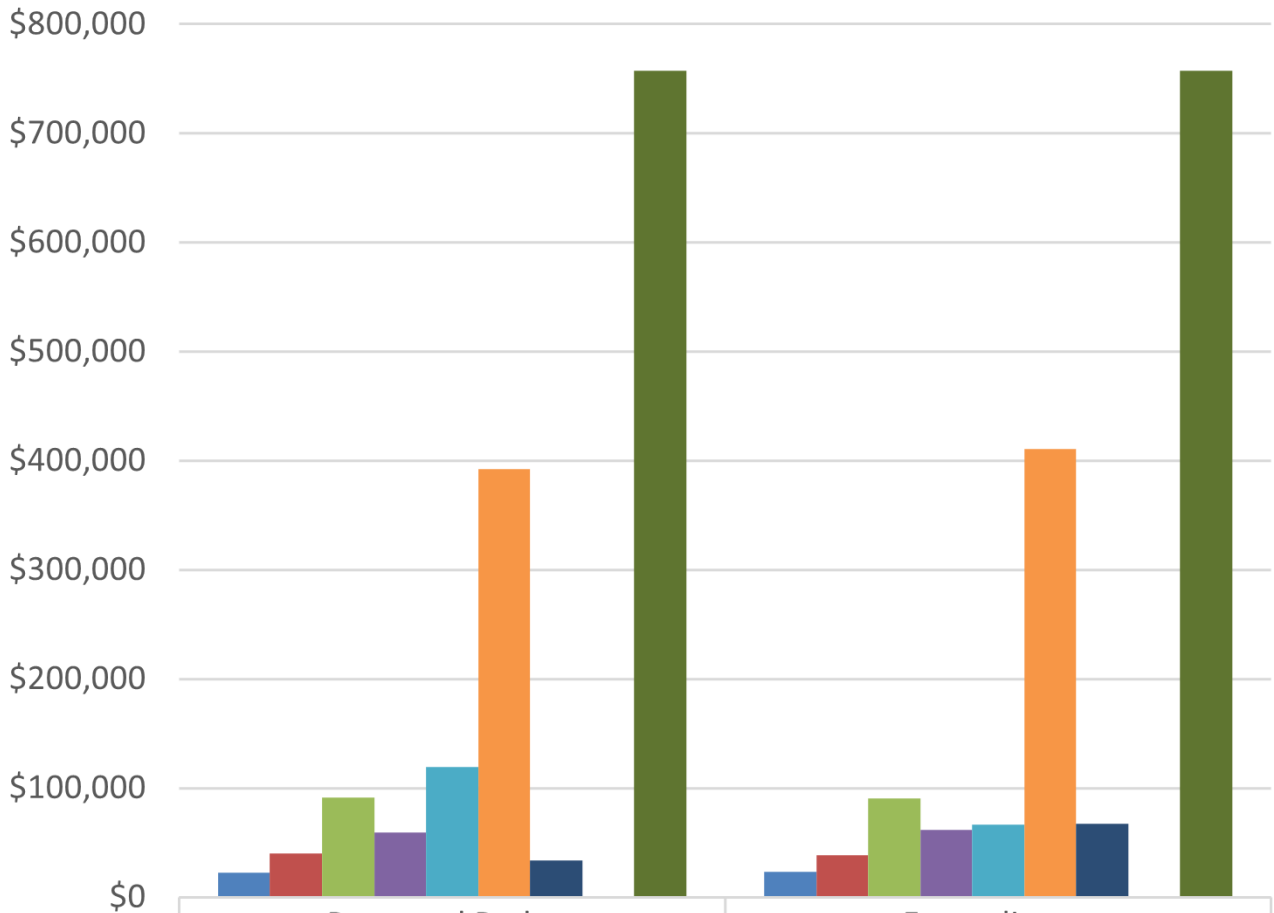
- \$0 - Local Direct
- \$0 - Chariton County School Supplies
- \$0 - Lafayette County Family Support
- \$0 - Lafayette County Health
- \$113 - Saline County Family Support
- \$130 - Lafayette Help Now
- \$183 - Saline County Domestic Violence
- \$300 - Johnson County School Supplies
- \$301 - Ray County Help Now
- \$668 - Pettis County Family Support
- \$711 - Chariton Help Now
- \$1,158 - Carroll County Helping Hands
- \$1,854 - AWARE
- \$2,490 - Johnson Help Now
- \$3,316 - Pettis Help Now
- \$4,807 - HEAT
- \$5,476 - Empire Gas
- \$5,925 - Johnson County Family Support
- \$6,000 - Missouri American Water
- \$8,000 - Lexington Ministerial Alliance
- \$9,222 - Ameren Block Grant
- \$17,440 - Every Missouri Metro
- \$30,128 - Every Missouri West
- \$50,000 - Evergy
- \$55,232 - Head Start

Head Start



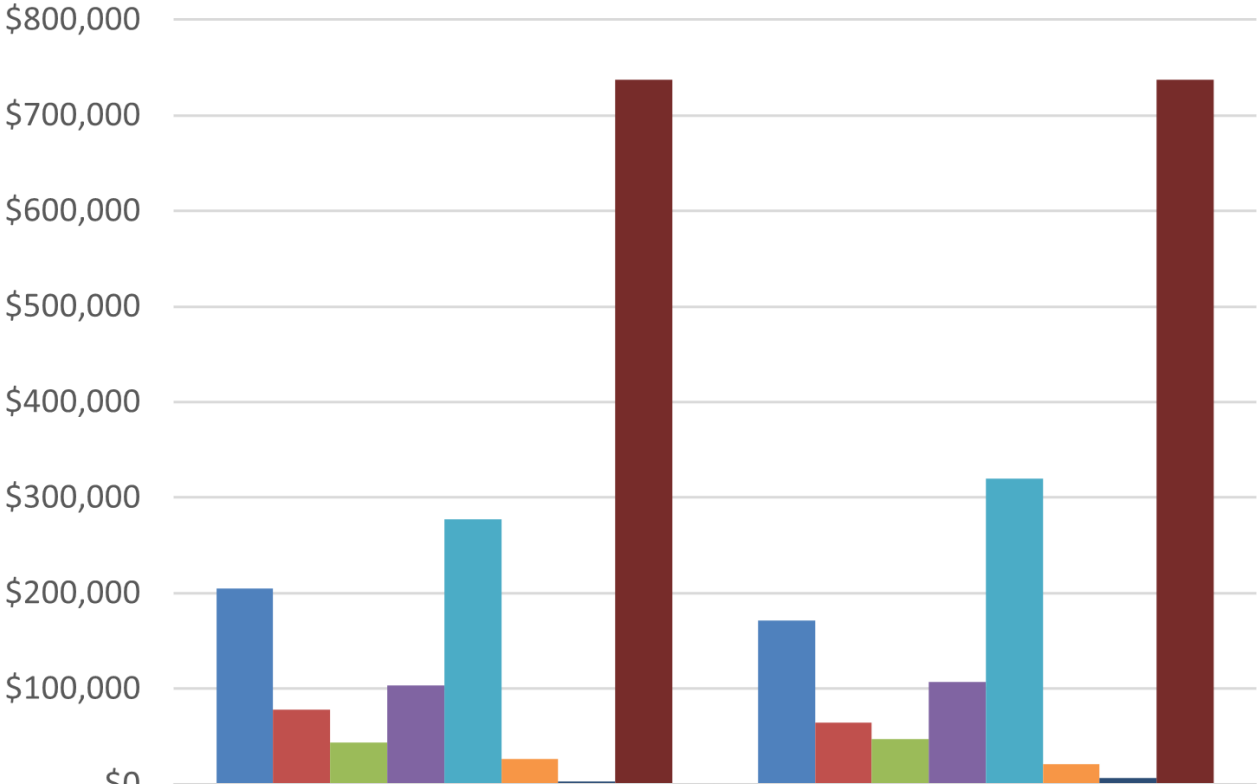
| | Proposed Budget | Expenditures |
|---------------|-----------------|--------------|
| Contractual | \$351,886 | \$314,100 |
| Equipment | \$0 | \$0 |
| Fringe | \$723,631 | \$581,327 |
| Indirect Cost | \$420,519 | \$382,220 |
| Other | \$576,038 | \$824,967 |
| Personnel | \$2,695,215 | \$2,526,153 |
| Supplies | \$90,723 | \$216,805 |
| Travel | \$10,394 | \$22,834 |
| Total | \$4,858,012 | \$4,845,572 |

Head Start CRRSA and ARP



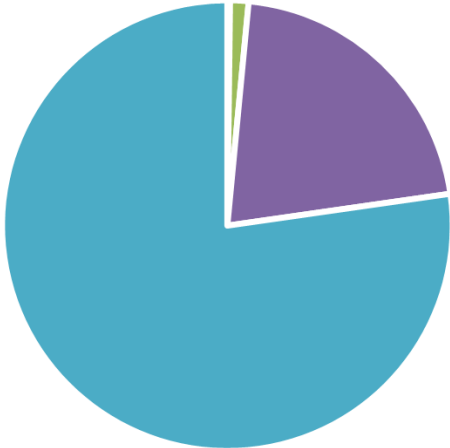
| | Proposed Budget | Expenditures |
|---------------|------------------|------------------|
| Contractual | \$22,400 | \$22,835 |
| Equipment | \$40,000 | \$38,292 |
| Fringe | \$90,875 | \$90,297 |
| Indirect Cost | \$59,407 | \$61,633 |
| Other | \$118,980 | \$66,406 |
| Personnel | \$392,107 | \$410,784 |
| Supplies | \$33,950 | \$67,472 |
| Travel | \$0 | \$0 |
| Total | \$757,719 | \$757,719 |

EHS-Exp and CC Partnerships



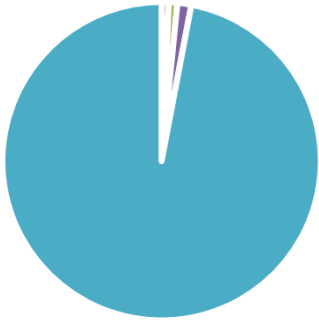
| | Proposed Budget | Expenditures |
|-----------------|-----------------|--------------|
| ■ Contractual | \$204,899 | \$171,765 |
| ■ Fringe | \$78,354 | \$64,534 |
| ■ Indirect Cost | \$43,778 | \$47,238 |
| ■ Other | \$103,483 | \$106,787 |
| ■ Personnel | \$277,573 | \$319,514 |
| ■ Supplies | \$26,356 | \$21,100 |
| ■ Travel | \$2,977 | \$6,482 |
| ■ Total | \$737,420 | \$737,420 |

Early Head Start In-Kind - \$203,222



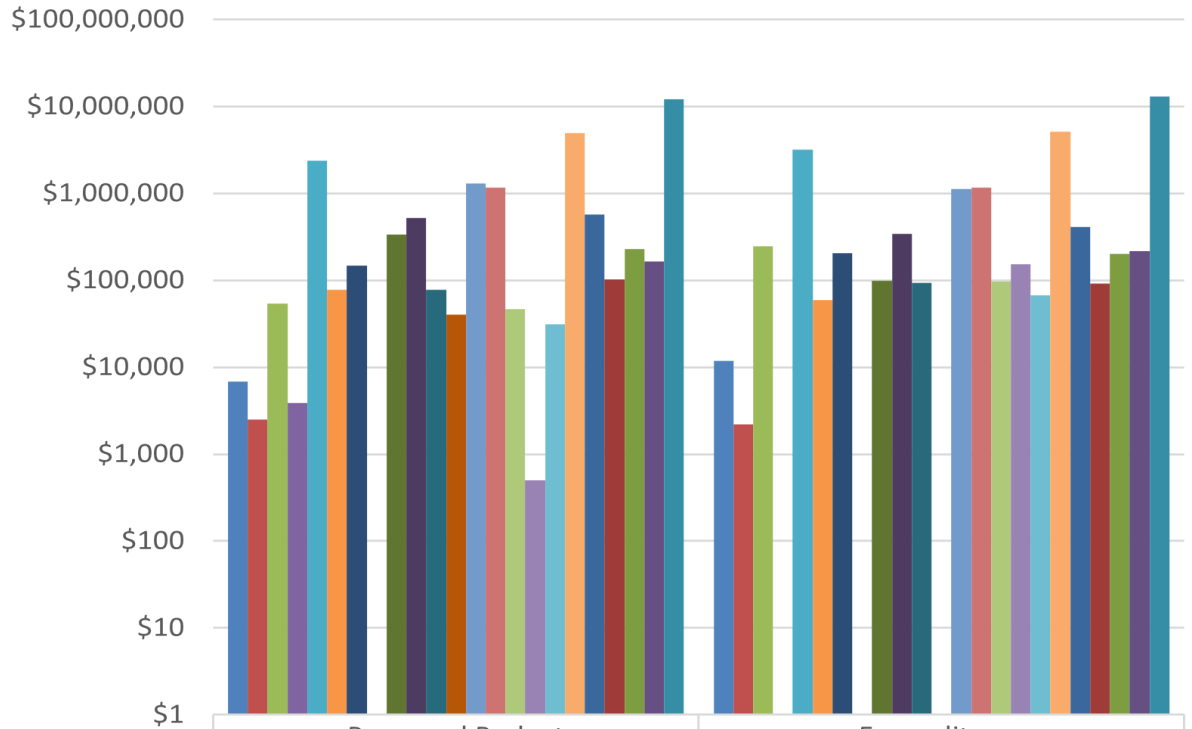
- \$0 - Professional Volunteers
- \$2,689 - Supplies
- \$157,011 - Non-professional Volunteers
- \$386 - Other
- \$43,136 - Space

Head Start In-Kind - \$1,337,068



- \$692 - Professional Volunteers
- \$9,017 - Other
- \$11,579 - Supplies
- \$18,859 - Space
- \$1,296,921 - Non-professional Volunteers

Agency Expenditures



| | Proposed Budget | Expenditures |
|--------------------------------|---------------------|---------------------|
| Advertising/Public Relations | \$6,800 | \$11,808 |
| Board Expense | \$2,500 | \$2,181 |
| Building Repair/Maintenance | \$54,275 | \$245,656 |
| Capacity Building | \$3,900 | \$0 |
| Client Assistance | \$2,387,524 | \$3,169,554 |
| Communications | \$77,285 | \$59,272 |
| Computer Expense/Maintenance | \$146,988 | \$203,273 |
| Construction | \$0 | \$0 |
| Contractual/Consultant Expense | \$335,290 | \$98,922 |
| Day Care Providers | \$516,209 | \$343,877 |
| Dues/Fees/Subscription | \$77,545 | \$92,684 |
| Equipment | \$40,373 | \$0 |
| Fringe | \$1,305,254 | \$1,131,082 |
| Housing Assistance Payments | \$1,154,292 | \$1,155,893 |
| Insurance & Taxes | \$46,774 | \$96,120 |
| Miscellaneous Expenses | \$500 | \$152,137 |
| Postage & Printing | \$31,300 | \$67,016 |
| Salary | \$4,936,428 | \$5,155,149 |
| Space Cost | \$568,980 | \$409,411 |
| Staff Development | \$101,559 | \$91,286 |
| Supplies | \$229,183 | \$201,263 |
| Travel | \$165,399 | \$215,759 |
| Total | \$12,188,358 | \$12,902,344 |